

Revision or Re-learning

Timetable / Revision Planner

Discuss:

What do you know about graphic organisers and dual coding as revision strategies?



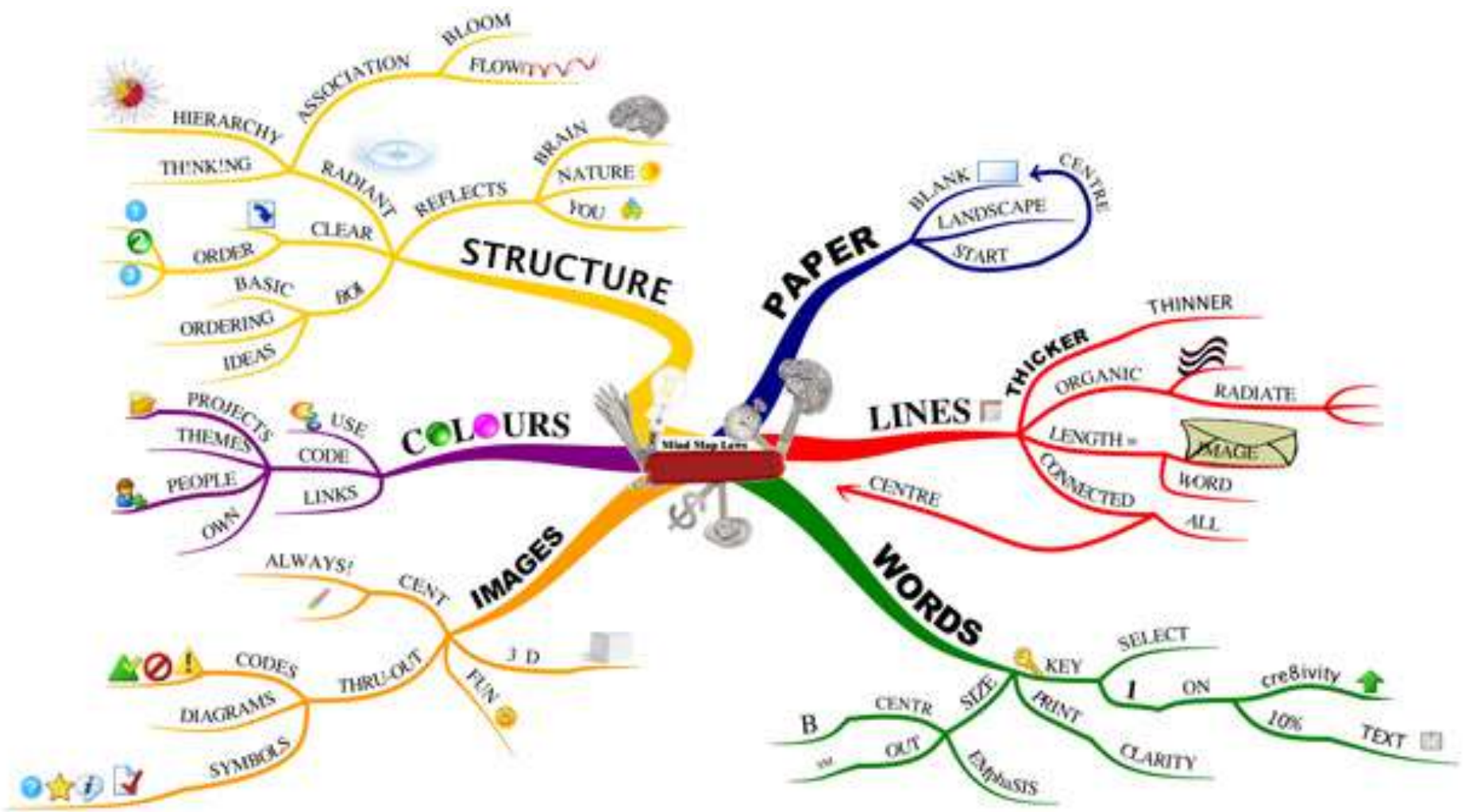
Revision Technique: *'Graphic Organisers'*

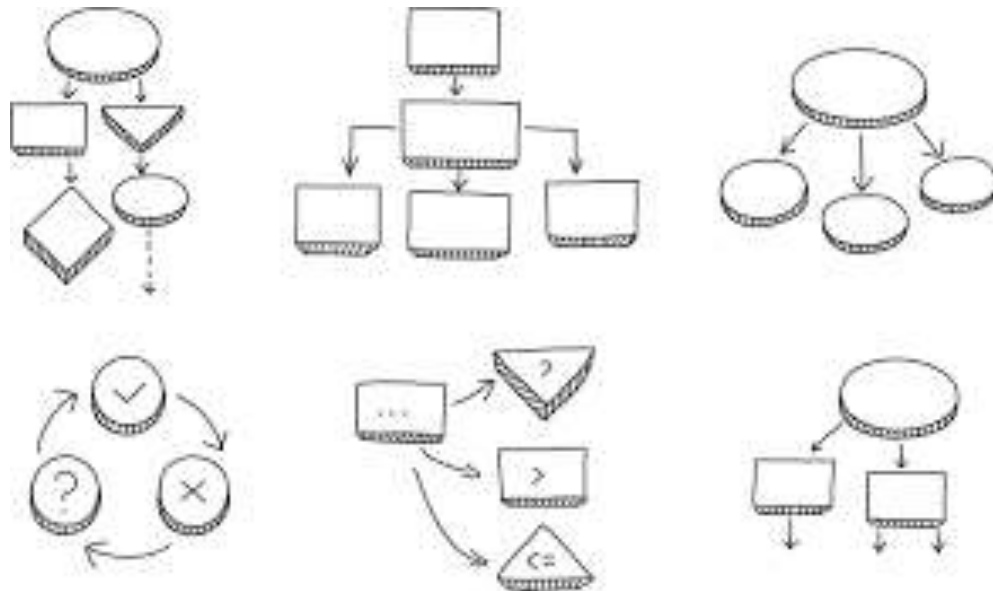
What are they? A visual representation of information. **It is the process and not the end product that is important!**

Your revision task:

- Choose a subject and topic to develop into a graphic organiser
- Decide which graphic organiser would be best for your topic
- Complete your graphic organiser for your chosen topic!

A **Mind Map** is a powerful graphic technique which provides a universal key to unlock the potential of the brain.





Role on the Wall Template

A template for role assignment featuring a large silhouette of a human figure. At the bottom, there are two small circles with arrows pointing to the left and right, likely for page navigation.

Process Template

A process flow template consisting of five horizontal rectangular boxes stacked vertically, with downward-pointing arrows between each box. At the bottom, there are two small circles with arrows pointing to the left and right.

Cause and Effect Template

A cause and effect diagram template with two columns labeled 'Cause' and 'Effect'. Each column contains four rectangular boxes. Horizontal arrows point from each 'Cause' box to its corresponding 'Effect' box. At the bottom, there are two small circles with arrows pointing to the left and right.

Argument Template

An argument structure template with three main sections: 'Introduction' at the top, 'Body' in the middle (divided into two vertical columns), and 'Conclusion' at the bottom. At the bottom, there are two small circles with arrows pointing to the left and right.

Concept Map

A concept map template with a central circle connected to six surrounding circles by lines. At the bottom, there are two small circles with arrows pointing to the left and right.

A two-column template with four large rectangular boxes arranged in a 2x2 grid. At the bottom, there are two small circles with arrows pointing to the left and right.

Tally Template

Item	Tally	Total

At the bottom, there are two small circles with arrows pointing to the left and right.

Revision Technique:

'Dual Coding'

What is it? Dual coding is the use of a combination of pictures/visuals and words to help you learn material.

Purpose: By transferring revision material into a different form, you strengthen connections in your brain. You are giving yourself multiple formats for recall - words might act as a memory cue for visuals, or you might remember visuals and that will trigger the memory of words.

Your revision task:

Aim to use dual coding on your graphic organiser.

WHY SKETCH NOTE?

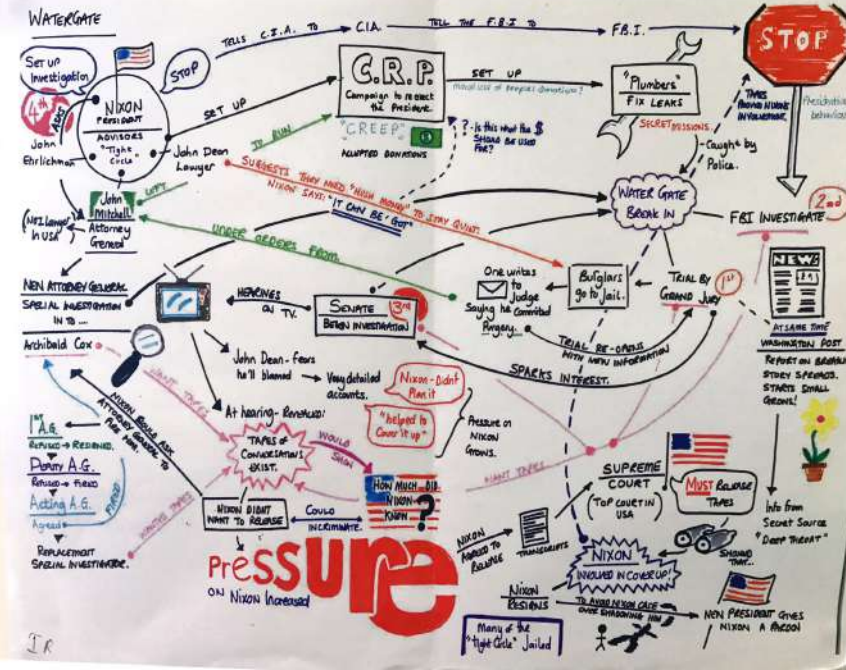
Dual Coding Theory by Allan Paivio

This theory states that when we learn new information we can code that information either as an image or as a word. Both, or either of these codes can be used to retrieve or remember the information. Presenting new information as both image and word improves the chance of accurately remembering the new learning.



APPLE

APPLE



Act 1

