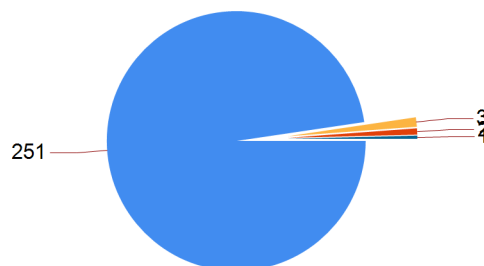


2022 Year 11 Activity Survey Analysis

Wood Green Academy

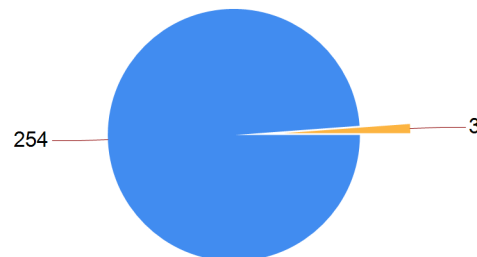
Meeting the Duty to Participate

	No. of Clients	%
Meeting the Duty to Participate	251	97.7%
Not Participating	3	1.2%
Temporary Break from Learning	2	0.8%
Working Towards	1	0.4%
Total	257	



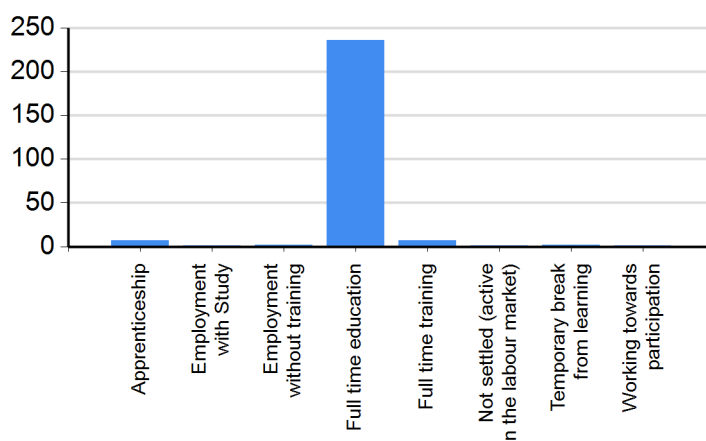
NEET Outcomes

	No. of Clients	%
EET	254	98.8%
NEET	3	1.2%
Total	257	



DfE Destination Groups

	No. of Clients	%
Apprenticeship	7	2.7%
Employment with Study	1	0.4%
Employment without training	2	0.8%
Full time education	236	91.8%
Full time training	7	2.7%
Not settled (active in the labour market)	1	0.4%
Temporary break from learning	2	0.8%
Working towards participation	1	0.4%
Total	257	



List of Destinations

	No. of Clients	%
2.01 School Sixth Form	104	40.5%
2.02 Sixth Form College	3	1.2%
2.03 Further Education	128	49.8%
2.07 Other post 16 education	1	0.4%
3.07 Apprenticeships	7	2.7%
3.08 Full-time Employment with Study	1	0.4%
3.12 Employment without training	1	0.4%
3.11 Employment with non-accredited training	1	0.4%
4.02 Study Programme	7	2.7%

Of those remaining in Sixth Form...

	No. of Clients	%
...remains in own sixth form	95	91.3%
...chose to attend a different school	9	8.7%
Total	104	

4.16 Re-engagement	1	0.4%
5.01 Seeking employment - educ or trng only	1	0.4%
5.09 Illness	2	0.8%
Total	257	

The above information has been compiled by Prospects Services on behalf of Sandwell MBC. Information required to create this report has been gathered from a number of sources. Prospects Services can accept no responsibility for any interpretation or action based on the information.