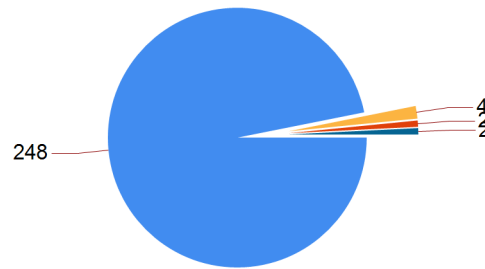


# 2021 Year 11 Activity Survey Analysis

## Wood Green Academy

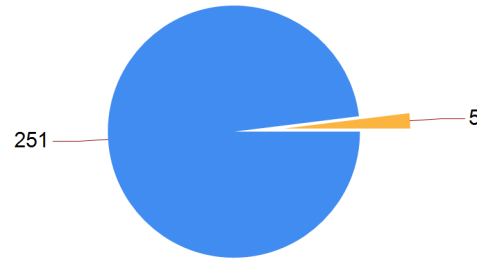
### Meeting the Duty to Participate

	No. of Clients	%
Meeting the Duty to Participate	248	96.9%
Not Participating	4	1.6%
Temporary Break from Learning	2	0.8%
Working Towards	2	0.8%
Total	256	



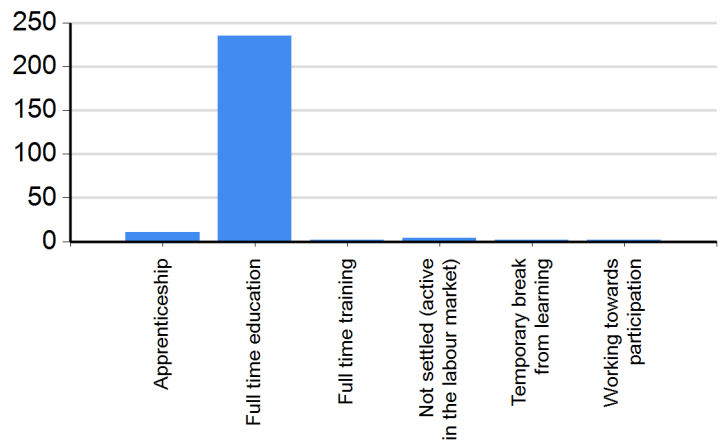
### NEET Outcomes

	No. of Clients	%
EET	251	98.0%
NEET	5	2.0%
Total	256	



### DfE Destination Groups

	No. of Clients	%
Apprenticeship	11	4.3%
Full time education	235	91.8%
Full time training	2	0.8%
Not settled (active in the labour market)	4	1.6%
Temporary break from learning	2	0.8%
Working towards participation	2	0.8%
Total	256	



### List of Destinations

	No. of Clients	%
2.01 School Sixth Form	125	48.8%
2.02 Sixth Form College	6	2.3%
2.03 Further Education	104	40.6%
3.07 Apprenticeships	11	4.3%
3.13 Part Time Employment	1	0.4%
4.02 Study Programme	2	0.8%
4.16 Re-engagement	2	0.8%
5.01 Seeking employment - educ or trng only	3	1.2%
5.09 Illness	2	0.8%
Total	256	

### Of those remaining in Sixth Form...

	No. of Clients	%
...remains in own sixth form	110	88.0%
...chose to attend a different school	15	12.0%
Total	125	