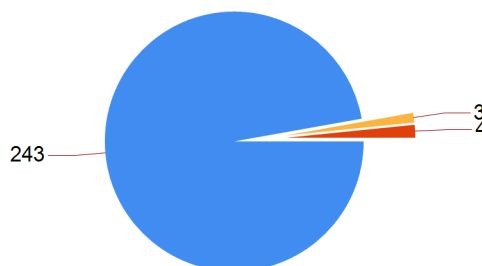


2020 Year 11 Activity Survey Analysis

Wood Green Academy

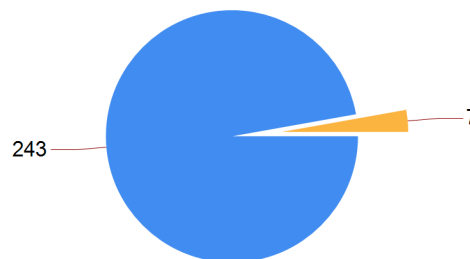
Meeting the Duty to Participate

	No. of Clients	%
Meeting the Duty to Participate	243	97.2%
Not Participating	3	1.2%
Temporary Break from Learning	4	1.6%
Total	250	



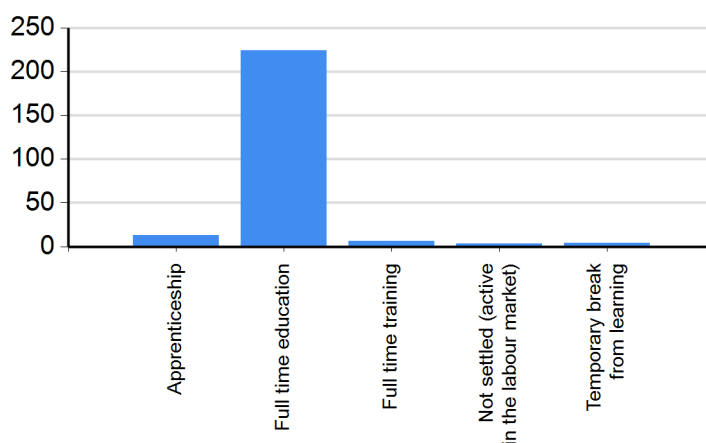
NEET Outcomes

	No. of Clients	%
EET	243	97.2%
NEET	7	2.8%
Total	250	



DfE Destination Groups

	No. of Clients	%
Apprenticeship	13	5.2%
Full time education	224	89.6%
Full time training	6	2.4%
Not settled (active in the labour market)	3	1.2%
Temporary break from learning	4	1.6%
Total	250	



List of Destinations

	No. of Clients	%
2.01 School Sixth Form	101	40.4%
2.02 Sixth Form College	7	2.8%
2.03 Further Education	116	46.4%
3.07 Apprenticeships	13	5.2%
3.02 Study Programme	5	2.0%
3.03 Traineeship	1	0.4%
4.01 Seeking employment - educ or trng only	3	1.2%
4.09 Illness	3	1.2%
4.06 Pregnancy	1	0.4%
Total	250	

Of those remaining in Sixth Form...

	No. of Clients	%
...remains in own sixth form	89	88.1%
...chose to attend a different school	12	11.9%
Total	101	